

KE-8248

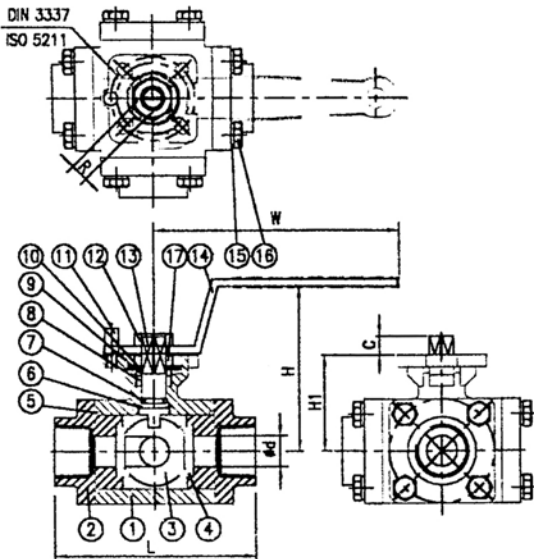
**3-WAY BALL VALVES, MULTI-PORT
SCREWED ENDS, FLANGED ENDS
BUTT-WELD & SOCKET-WELD ENDS.
WITH DIRECT ASSEMBLY ISO 5211 TOP FLANGE.**

MATERIAL: S.S. 316 & C.S. WCB
(INVESTMENT CASTING)

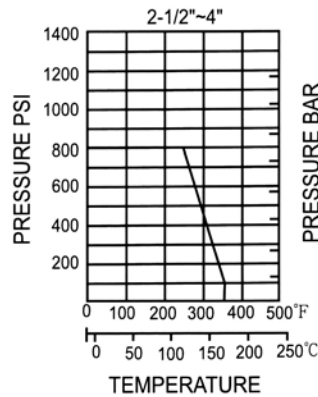
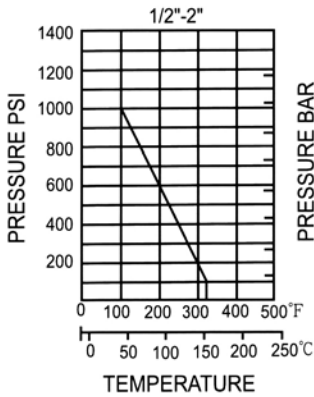
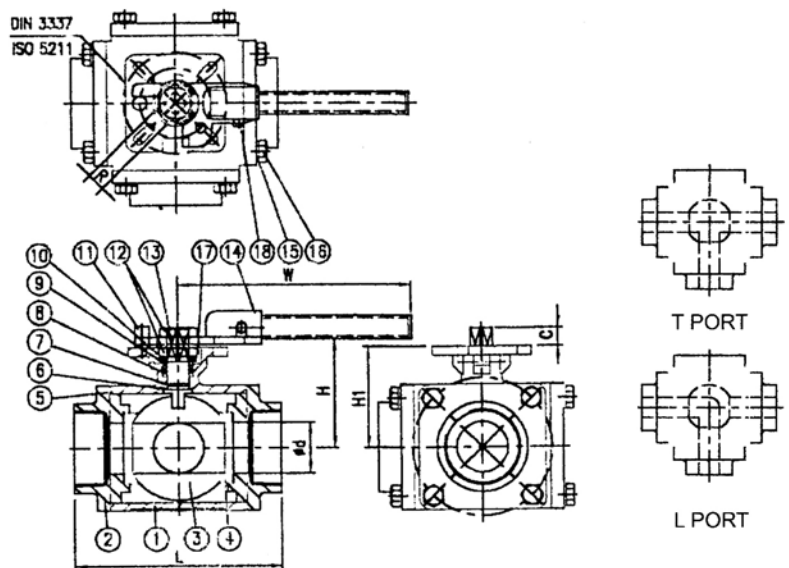
SIZE: 1/2" thru 4"



(SIZE: 1/2" ~2")



(SIZE: 2-1/2" ~4")



DIMENSIONS

SIZE	DN	ISO-5211	W	H	H1	C	R	L	φ d
1/2"	15	F03/F04	121	78	44.5	9	9	91	11
3/4"	20	F03/F04	121	82	48	9	9	99	15
1"	25	F04/F05	137	90	59	11	11	110	20
1-1/2"	40	F05/F07	182	110	72	14	14	143	32
2"	50	F05/F07	182	115	82	14	14	170	40
2-1/2"	65	F07/F10	370	108	100	17	17	204	50
3"	80	F10/F12	400	134	125.5	23	22	251	65
4"	100	F10/F12	400	156	135.5	23	22	282	80.4

MATERIALS LIST

No.	PART NAME	Q'TY	MATERIAL	
1	BODY	1	A351-CF8M	A216-WCB
2	CAP	4	A351-CF8M	A216-WCB
3	BALL	1	A351-CF8M	A351-CF8M
4	SEAT	4	PTFE	PTFE
5	GASKET	2	PTFE	PTFE
6	THRUST WASHER	1	PTFE	PTFE
7	O-RING	1	VITON	VITON
8	STEM PACKING	1	PTFE	PTFE
9	RING	1	AISI 304	AISI 304
10	BEVEL WASHER	2	AISI 301	AISI 301
11	STOP PIN	1	AISI 304	AISI 304
12	NUT	1,2	AISI 304	AISI 304
13	STEM	1	AISI 316	AISI 316
14	HANDLE	1	AISI 304	AISI 304
15	SPRING WASHER	16	AISI 304	AISI 304
16	BOLT	16	AISI 304	AISI 304
17	NUT	1	AISI 304	AISI 304