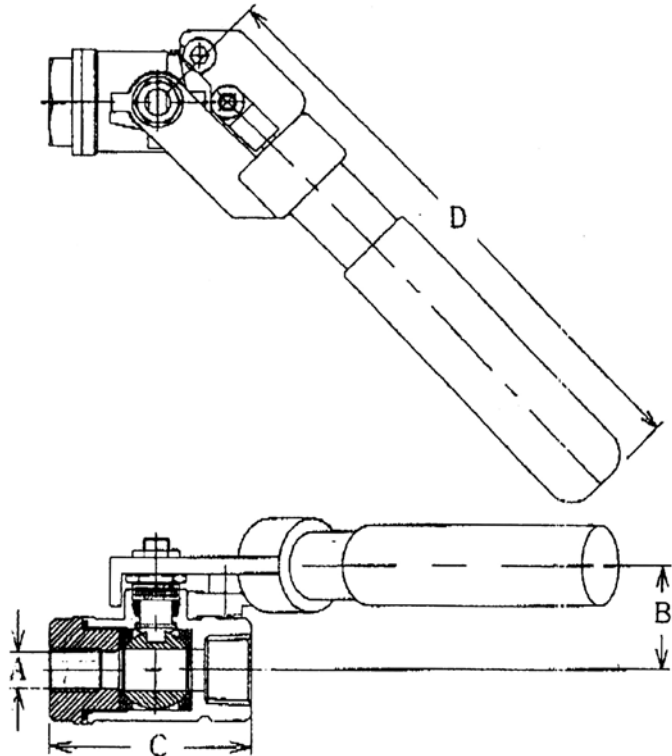
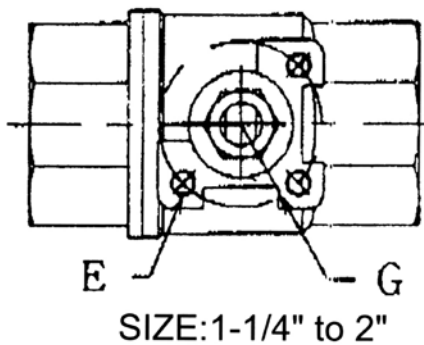
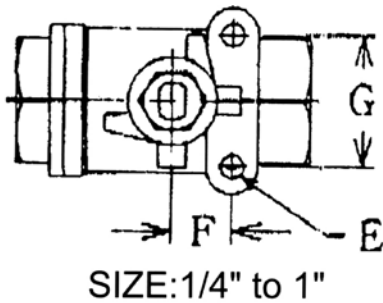



KE-8427

2-PC TYPE SPRING RETURN BALL VALVES, SCREWED ENDS

MATERIAL: S.S.316 & C.S. WCB
 INVESTMENT CASTING, 2000 PSI WOG
 ADJUSTABLE PACKING GLAND
 SIZE: 1/4" thru 3/8" (FULL PORT)
 1/2" thru 2" (REDUCED BORE)



MATERIALS LIST	
PART NAME	MATERIAL
HANDLE COVER	PLASTIC
HANDLE	S.S. 304
HANDLE NUT	C.S. PLATED
GLAND	C.S. A108
STEM	S.S. 316 A276
PACKING	PTFE
THRUST WASHER	REINFORCED TEFLON+15%GF
SEAT	REINFORCED TEFLON+15%GF
BALL	S.S. 316 A276
CAP	A351 CF8M A216-WCB
BODY	A351 CF8M A216-WCB
GASKET	PTFE

TEST PRESSURE	
SHELL TEST(WATER)	3000PSI
SEAT TEST(WATER)	2200PSI
SEAT TEST(AIR)	80PSI

DIMENSIONS								
								Unit:mm
SIZE	1/4"	3/8"	1/2"	3/4"	1"	1-1/4"	1-1/2"	2"
A	12.5	12.5	12.5	15	20	25	32	38
B	30	30	30	37.3	39.5	53.5	57.7	64.5
C	58.5	58.5	65	77	86.5	99	103	124
D	180	180	180	180	180	275	275	275
E	M6	M6	M6	M6	M6	M8	M8	M8
F	12.7	12.7	12.7	22.1	22.1	-	-	-
G	28.45	28.45	28.45	34.8	34.8	φ 50	φ 50	φ 50