


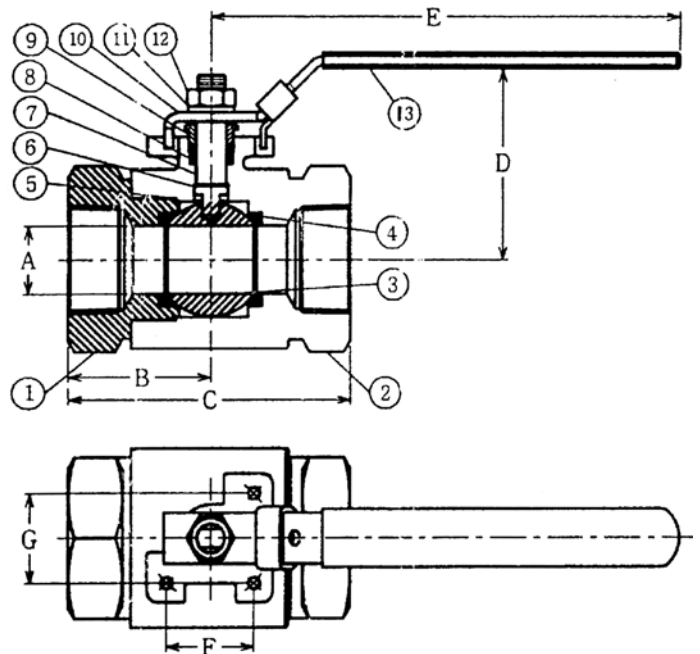
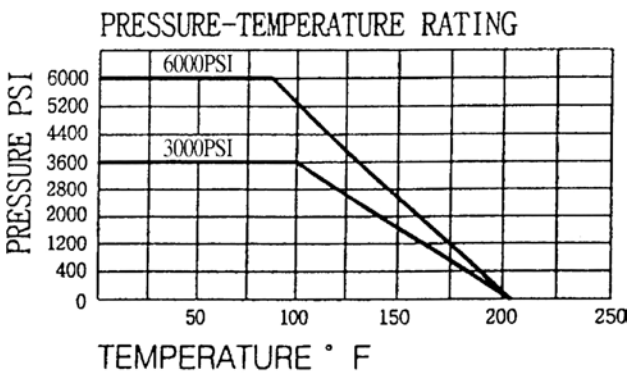
KE-8429

2-PC TYPE BALL VALVES, SCREWED ENDS

MATERIAL: S.S. 316 & C.S. WCB.
 INVESTMENT CASTING, 3000/6000 PSI WOG
 FIRE-SAFE DESIGN
 SIZE: 1/4" THRU 1-1/2" (FULL PORT)
 2" (REDUCED BORE)



TEST PRESSURE 1/4" ~2"(3000/6000PSI)	
SHELL TEST(WATER)	4500PSI/9000PSI
SEAT TEST(WATER)	3300PSI/6600PSI
SEAT TEST(AIR)	80PSI



MATERIALS LIST			
No.	PART NAME	MATERIAL	
1	CAP	CF8M	WCB
2	BODY	CF8M	WCB
3	BALL	CF8M	CF8
4	BALL SEAT	DELRIN	
5	JOINT GASKET	PTFE	
6	THRUST WASHER	PTFE	
7	STEM	AISI 316	
8	STEM PACKING	GRAPHITE	
9	GLAND NUT	AISI 304	
10	HANDLE	AISI 304	
11	SPRING WASHER	AISI 304	
12	STEM NUT	AISI 304	
13	HANDLE COVER	PLASTIC	

DIMENSIONS						
SIZE	1/4"	1/2"	3/4"	1"	1-1/2"	2"
A	6.3	12.7	19	25.4	38.1	38.1
B	38	51	54	58	67	79
C	76	101	108	115	134	158
D	49	49	61	80	105	105
E	126	126	158	207	257	257
F	25.5	25.5	30	35.5	49.5	49.5
G	25.5	25.5	30	35.5	49.5	49.5

Unit:mm