

KE-8811W

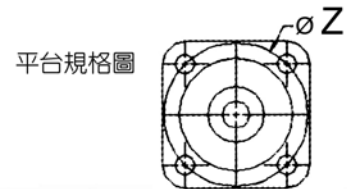
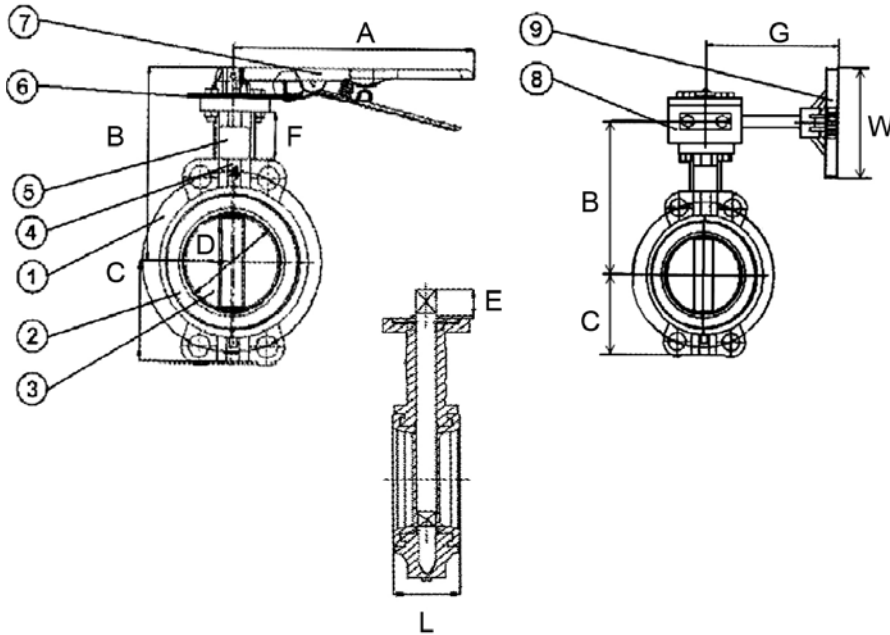
BUTTERFLY VALVE, WAFER TYPE

FLANGES: JIS 10K/ 16K, PN10/ PN16
ANSI 125LB/ 150LB

MATERIAL: CF8/ CF8M/ WCB/ FCD/ C.I.

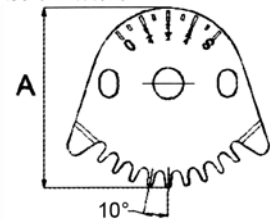
SIZE: 1-1/2" thru 24"

WITH ISO 5211 MOUNTING PAD



Inch	孔中心距 ϕZ	螺孔	孔徑	平台長度
1½"-6"	70	9	13	70
4"-6"	70	9	16	70
8"	102	12	19	96
10"	102	12	22	96
12"	102	12	28	96

刻度規格圖



Inch	長度a	螺孔寬度	螺孔長度	螺孔中心距	孔徑
1½"-6"	106	11	16	70	18
8"-6"	137	12	18	102	30

MATERIALS LIST

NO.	PART NAME	MATERIAL				
		CF8	CF8M	WCB	FCD	C.I.
1	BODY	CF8	CF8M	WCB	FCD45	FC25
2	SEAT	EPDM/NBR/ VITON				
3	DISC	CF8/ CF8M/ FCD45/ BRONZE				
4	STEM	SUS 304/ SUS 316/ SUS 410				
5	PLATE	SUS 304/ SUS316/ SS 41/ PC				
6	O-RING	EPDM+STEEL/ EPDM/ PTFE				
7	LEVER	CF8/ CF8M/ FCD45/ SS41/ PC				
8	GEAR BOX	FC 20/ CF8/ FCD 45				
9	HANDWHEEL	CF8/ FCD45/ FC 20				

DIMENSIONS

SIZE	Inch mm	Unit: mm															
		11/2"	2"	2 1/2"	3"	4"	5"	6"	8"	10"	12"	14"	16"	18"	20"	24"	
A	200	200	200	200	200	250	250	250	337	337	337	---	---	---	---	---	
B	150	169	186	190	204	226	238	282	332	353	404	439	484	479	559		
C	10K	40	70	78	85	92	120	130	160	190	230	272	301	335	358	417	
	16K		71	78	85	105	116	131	170	209	237	269	310	343	370	426	
D	41	57	70	82	104	126	151	198	246	296	335	392	438	492	592		
L	33	43	46	46	52	56	56	61	68	78	78	102	114	127	154		
E	32	32	32	32	32	32	32	34	34	34	55	55	55	90	90		
F	10K		47	45	50	55	65	60	54	63	74	64	57	72	52	73	
	16K		42	44	42	49	65	62	47	56	52	59	57	67	46	65	
W	W1	100	100	100	100	150	150	150	250	250	250	350	350	350	410	410	
	W2	150	150	150	150	150	150	150	250	250	250	520	520	520	620	620	
G	150	150	150	150	150	180	180	215	215	215	355	355	355	390	390		

W1: for S.S. Valve body

W2: for C.I., C.S. & FCD Valve body