

KE-8182W

KNIFE GATE VALVE, MANUAL TYPE


MATERIAL: S.S.316, S.S316L, S.S.304, C.S.WCB, FC & FCD

CONNECTION RATING

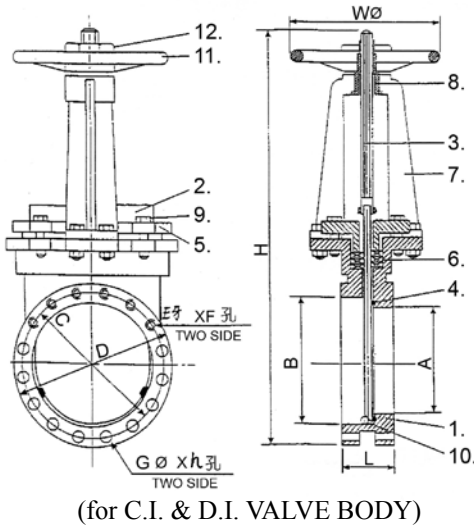
- JIS 5K/10K
- ANSI 150LB
- DIN PN10/PN16
- OPERATOR: HANDWHEEL

PRESSURE TEST:

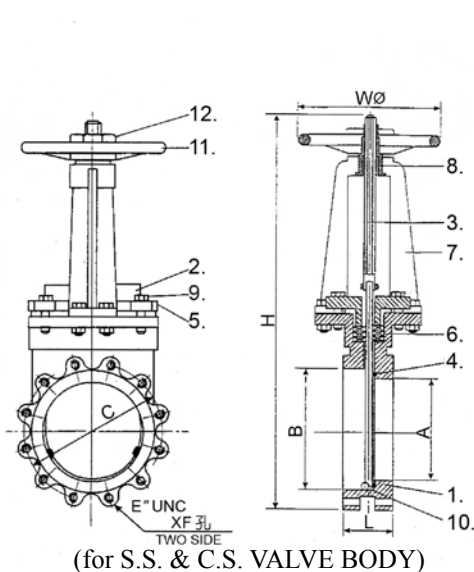
- BODY: 11kg/cm² (WATER)
- PTFE SEAT: 2.8kg/cm² (WATER)
- LEAKAGE ALLOWANCE: 4cc/in.min



TEMPERATURE	
MATERIAL	TEM. RANGE.
ASBESTOS+PTFE	-50° ~ 550° C
SILICON	-20° ~ 150° C
VITON	-20° ~ 250° C
TEFLON	-30° ~ 150° C
NON ASBESTOS	-50° ~ 550° C



MATERIAL LIST		MATERIAL					
NO.	PART NAME	304	316	316L	WCB	FC	FCD
		1.	BODY	CF8	CF8M	CF3M	WCB
2.	PLATE	SUS 304/ 316/ 316L				SUS 304/ 316	
3.	STEM	SUS 410/ 304/ 316/ 316L				SUS 410/ 304/ 316	
4.	SEAT	TEFLON				TEFLON/ METAL	
5.	GLAND	SUS 304				CAST IRON	
6.	GLAND PACKING	ASB NON-ASB					
7.	YOKE	DUCTILE IRON				FC/ FCD	
8.	YOKE SLEEVE	CAST BRONZE/ FCD					
9.	BOLT NUT	SUS 304				MILD STEEL	
10.	PAWLS	SUS 304				CAST IRON	
11.	HAND WHEEL	CAST IRON					
12.	NUT	CAST IRON					



DIMENSIONS		Unit: mm									
SIZE	SS/ CS					FC/ FCD					
	L	φ A	φ B	H	W	L	φ A	φ B	H	W	
2"	48	42	64	420	180	55	42	64	390	180	
2-1/2"	51	57	80	430	180	55	57	80	445	190	
3"	51	72	95	430	180	55	72	95	455	190	
4"	51	95	120	520	220	55	92	114	535	230	
5"	57	125	148	600	290	60	116	141	630	290	
6"	57	150	175	660	290	60	138	161	690	290	
8"	70	195	222	810	350	70	192	213	830	350	
10"	70	250	275	990	350	75	232	261	970	350	
12"	76	300	325	1150	406	80	280	315	1110	406	
14"	76	350	375	1230	406	80	345	376	1200	406	
16"	89	400	430	1420	500	90	395	425	1380	500	
18"	89	430	475	1600	500	95	445	480	1570	500	
20"	114	490	515	1700	500	120	490	520	1700	500	
24"	114	590	620	1970	500	120	590	630	1970	500	
28"	120	685	730	2300	500	---	---	---	---	---	