

# KE-8221 & KE-8321

## INVERTED BUCKET TYPE STEAM TRAPS

MATERIAL: C.I. FC-20

SIZE: 1/2" thru 2"

MAX. WORKING PRESSURE:

17 kg/cm<sup>2</sup> (1.7MPa,250PSI)

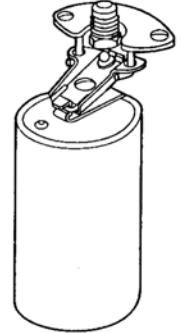
MAX. WORKING TEMPERATURE: 230°C

MAX. DISCHARGE CAPACITY: 9000 kg/hr

- REMARKABLE STEAM CONSERVATION EFFICIENCY
- FRICTIONLESS MECHANISM, NO PIVOTS
- HARDENED SEAT & VALVE FOR LONG YEARS OF SERVICE
- VENT NON-CONDENSABLE GAS DURING OPERATION
- HIGH BACK PRESSURE OPERATION



- EASY INSPECTION & MAINTENANCE
- DIFFERENT ORIFICE FOR VARIOUS PRESSURE OPERATION
- ALL STAINLESS STEEL INTERNAL PARTS AGAINST CORROSION



SEAT, VALVE, MECHANISM & BUCKET OF INVERTED BUCKET TYPE STEAM TRAPS

CONTINUOUS DISCHARGE CAPACITY OF CONDENSATION IN KG/HR								
FIG NO.	A0	A1	A2	A3	A4	A5	A6	
		B1	B2	B3	B4	B5	B6	
		C1	C2	C3	C4	C5	C2	
△ P.KG/CM <sup>2</sup>	0.5	240	420	800	1520	2500	3960	7190
	1	280	470	930	1750	2950	4500	8600
	2	230	460	930	1800	3020	4500	8150
	4	280	410	920	2000	3050	4400	8800
	8	280	380	800	1560	2600	4600	8000
	9	310	420	900	1750	2950	4900	8850
	10	260	365	660	1550	2550	4500	8450
	12		380	720	1730	2880	4850	9000
	15		335	560	1500	2500	3000	8400
	17		350	600	1550	2600	3200	8650

2-3 TIMES SAFETY FACTOR OF CONDENSATE LOAD SHOULD ALWAYS BE CONSIDERED TO SELECT PROPER STEAM TRAPS

MATERIAL LIST	
PART NAME	MATERIAL
CAP & BODY	ASTM A48. CLASS.30 CAST IRON
MECHANISM	STAINLESS STEEL
BUCKET	STAINLESS STEEL. FIG NO. A4, B4,C4 & UP WITH CAST IRON WT.
SEAT & VALVE	HARDENED S.S. 440C
INLET TUBE	STEEL PIPE
GASKET	COMPRESSED NON-ASBESTOS
STRAINER	STAINLESS STEEL
BOLTS	CARBON STEEL
NUTS	CARBON STEEL

FIG.A SERIES DIMENSIONS(mm).MOP(kg/cm <sup>2</sup> ).						
FIG.	CONN.SE.*	A	B	C	D	MOP
A0	15.20	96	76	70	128	10
A1	15.20.25	96	76	100	128	17
A2	20.25	145	96	137	170	17
A3	25.32	180	121	193	202	17
A4	32.40	203	150	212	232	17
A5	40.50	220	148	248	250	17
A6	50	275	214	242	302	17

FIG.B SERIES DIMENSIONS(mm).MOP(kg/cm <sup>2</sup> ).						
FIG.	CONN.SE.*	A	B	C	D	MOP
B1	15.20.25	96	76	100	170	17
B2	20.25	145	94	137	218	17
B3	25	180	121	193	253	17
B4	32.40	203	150	212	279	17
B5	40.50	220	148	248	304	17
B6	50.65.80	275	214	242	374	17

FIG.C SERIES DIMENSIONS(mm).MOP(kg/cm <sup>2</sup> ).				
FIG.	CONN.SE.*	A	B	MOP
C1	15	108	62	17
C2	20	133	203	17
C3	25	162	273	17
C4	32	184	314	17
C5	40	216	380	17
C6	50	260	432	17

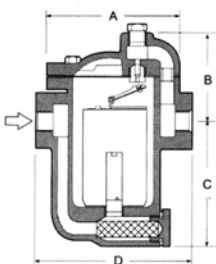


FIG. A SERIES SIDEIN & SIDEOUT, SCREWED ENDS WITH INTEGRAL STRAINER.  
FIG. A6 WITHOUT STRAINER.

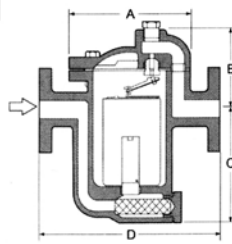


FIG. B SERIES SIDEIN & SIDEOUT, FLANGED ENDS WITH INTEGRAL STRAINER.  
FIG. B6 WITHOUT STRAINER.

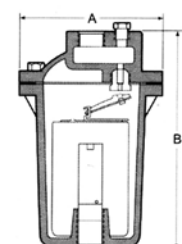


FIG. C SERIES. BOTTOM INLET & TOP OUTLET. WITHOUT STRAINER.

- S.S. INTERNAL CHECK VALVE ARE AVAILABLE, IN ALL INVERTED BUCKET TYPE STEAM TRAPS.
- INVERTED BUCKET TYPE STEAM TRAPS CAN BE REMODIFIED TO AIR SERVICE, PLS ADD "A" TO TRAP NO. FOR AIR TRAP.